

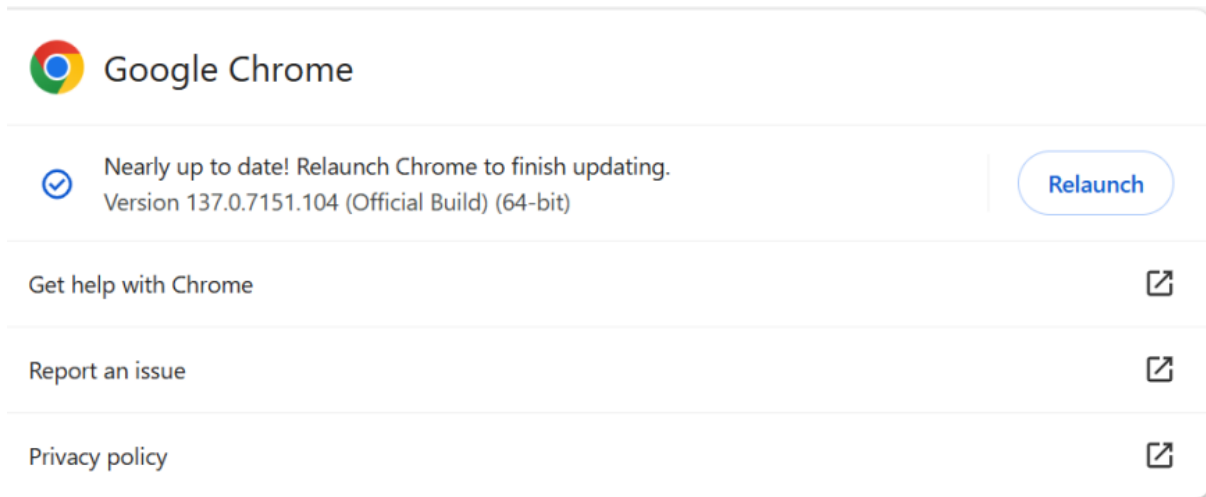
PREPARATIONS TO USE ORACLE R12.2

Step 1: Update your browser to the latest version

Chrome:

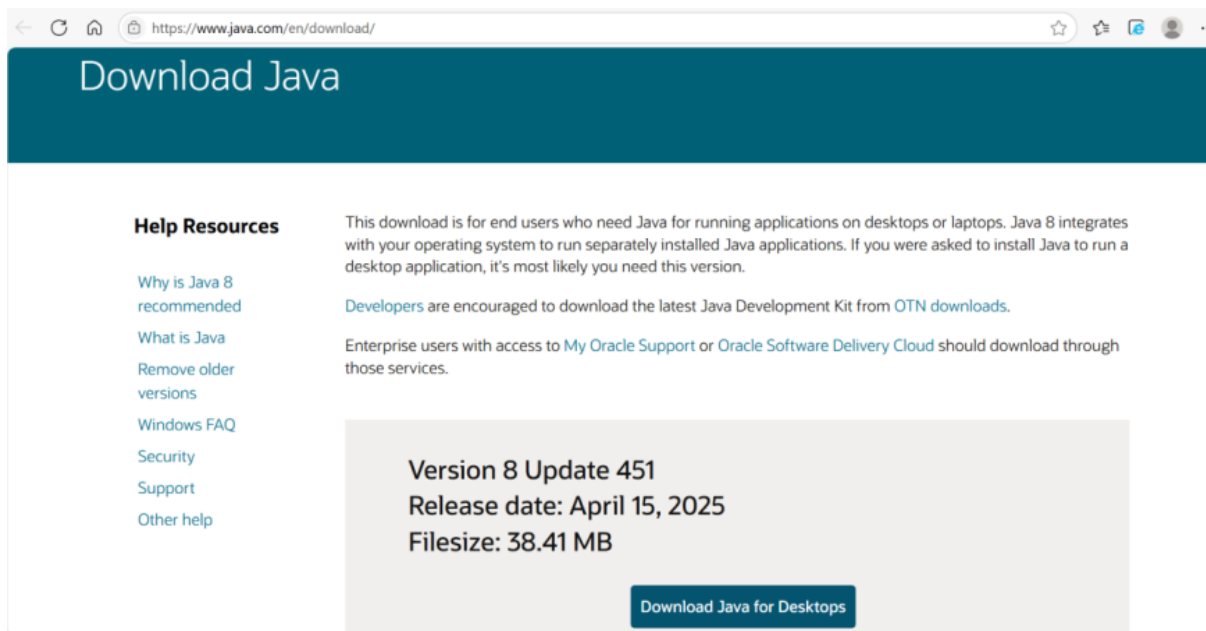
3-dots -> About Google Chrome

It will update your browser to the latest version, wait until the button **Relaunch** appears, and lick it.



Step 2: Install Java Runtime Environment (JRE): JRE 8 (1.8.0_371 and later)

Download JRE: https://www.java.com/download/ie_manual.jsp



Double click the downloaded file to install.

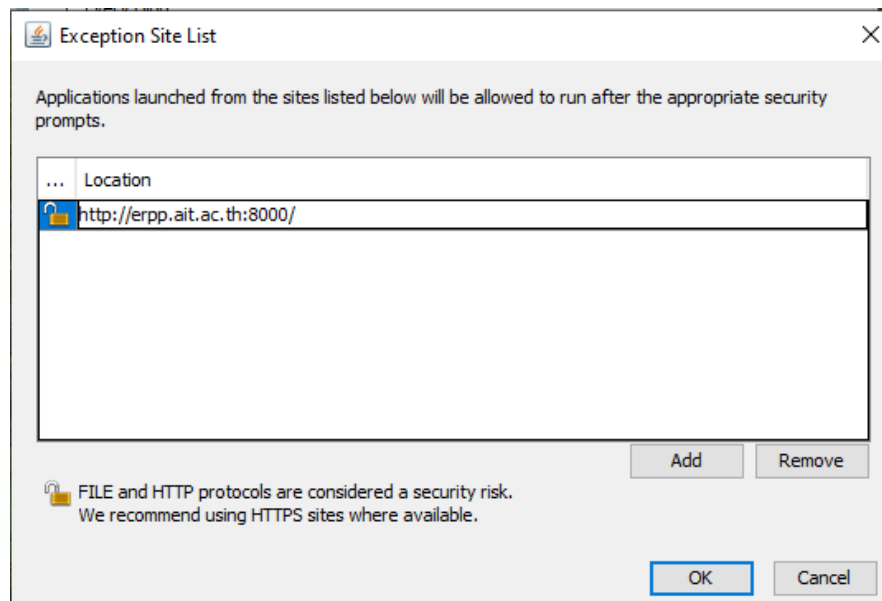
If you already installed older version of JRE, it will ask you to remove it, click the “Not now” (just in case you have other applications which require older versions of JRE).

Step 3: Setup Java Runtime Environment (JRE)

From Windows’ Search, search for “Java” and click “Configure Java”

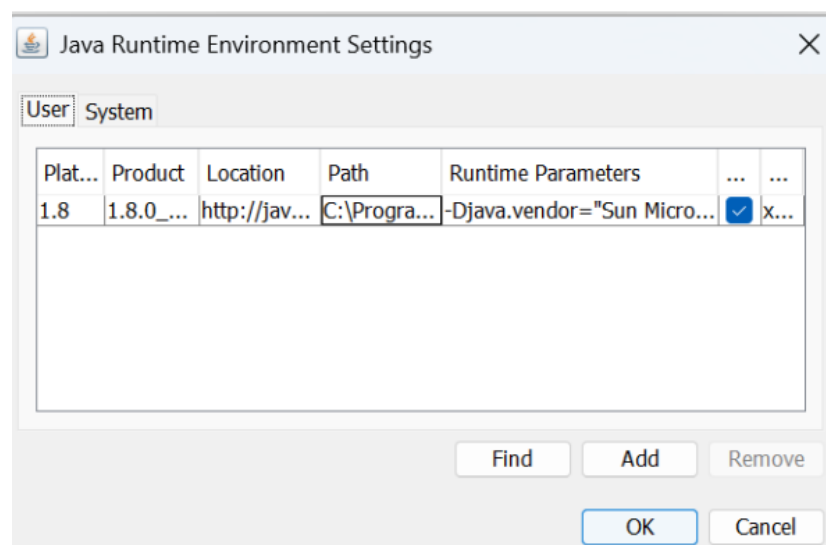
Click “Security” tab, and click “Edit Site List”

In the “Location” field, add the URL <http://erpp.ait.ac.th:8000/> and then click OK



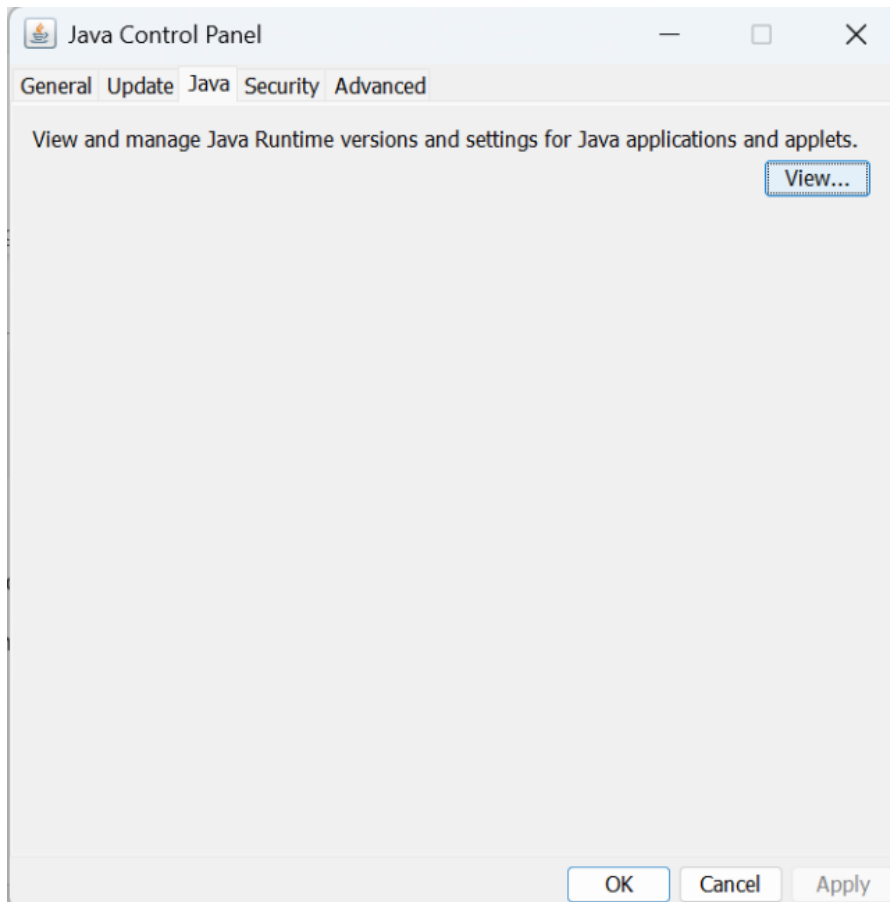
Now click “Java” tab and “View”

In the Java Runtime parameters, add -Djava.vendor="Sun Microsystems Inc."

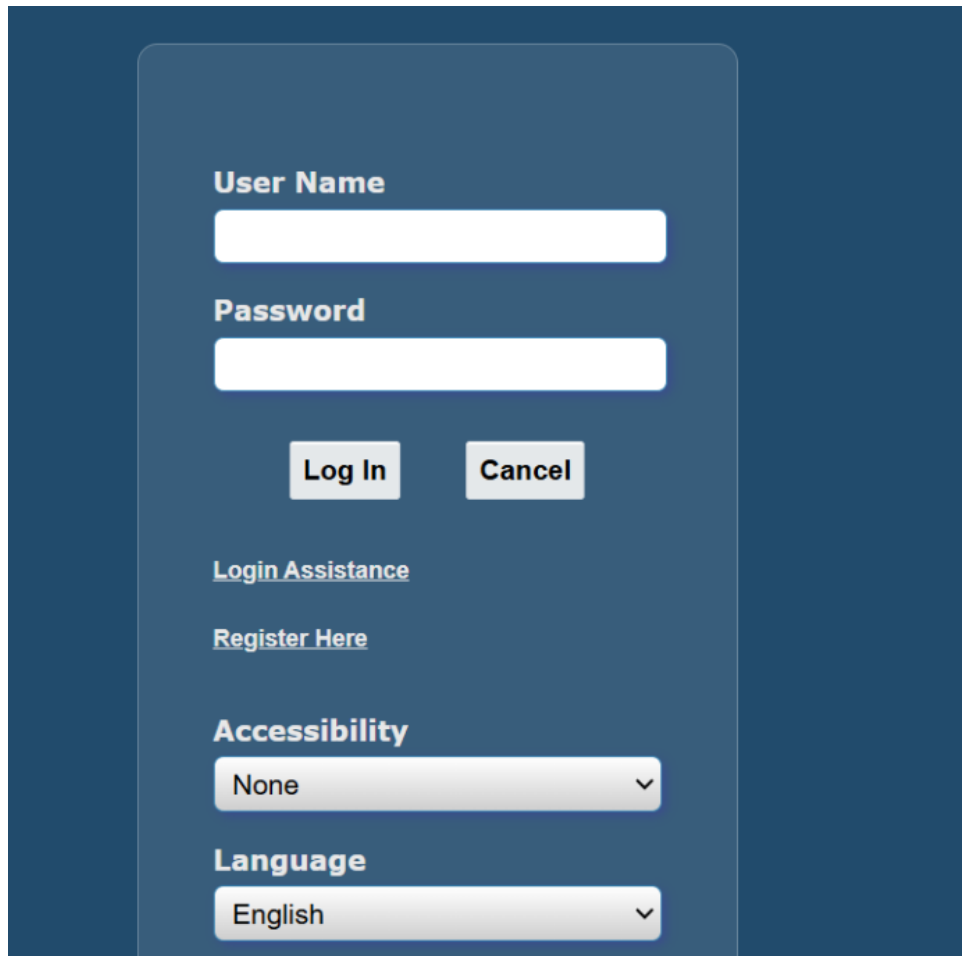


Click “Add” and click OK

From the Java Control Panel, click “Apply” and OK.



ACCESSING ERP R12.2:



The image shows a login form for ERP R12.2. It has a dark blue background with a lighter blue rounded rectangle in the center containing the form fields. The fields are: 'User Name' with a text input, 'Password' with a text input, 'Log In' and 'Cancel' buttons, a link for 'Login Assistance', a link for 'Register Here', an 'Accessibility' dropdown menu set to 'None', and a 'Language' dropdown menu set to 'English'.

User Name

Password

Log In **Cancel**

[Login Assistance](#)

[Register Here](#)

Accessibility

None ▼

Language

English ▼

If you click any menu which displays a form (such as General Ledger, Inquiry, Fund) for the first time, you will be asked to download a frmservlet.jnlp file, then open the file. Then from the next screen, click to accept and click Run.

Do you want to run this application?



Name: Oracle E-Business Suite

Publisher: UNKNOWN

Locations: http://erpp.ait.ac.th:8000

Launched from downloaded JNLP file

Connection not secure

Running this application may be a security risk

Risk: This application will run with unrestricted access which may put your computer and personal information at risk. The information provided is unreliable or unknown so it is recommended not to run this application unless you are familiar with its source

[More Information](#)

Select the box below, then click Run to start the application



I accept the risk and want to run this application.

Run

Cancel

