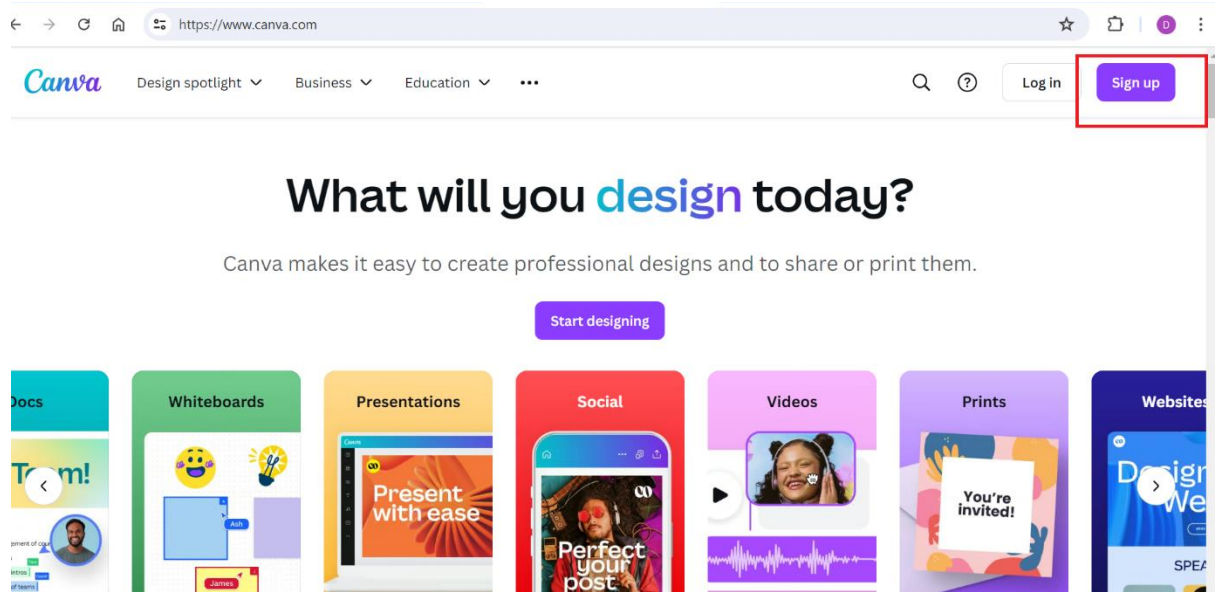


Sign up to AIT's Canva (for students)

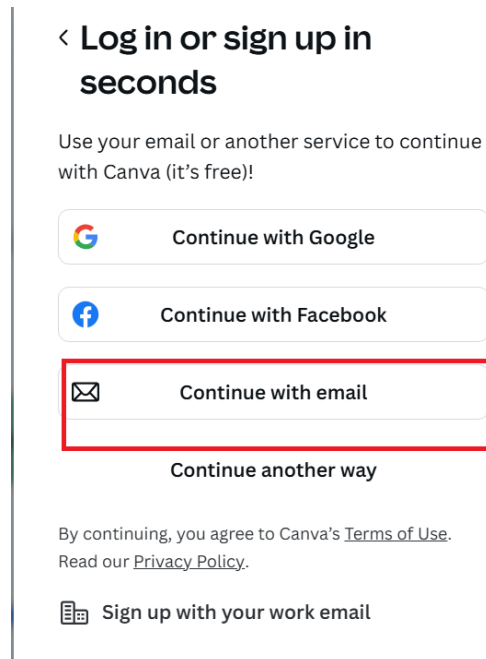
All AIT students with active student email IDs are eligible to use Canva licensed by AIT..

To sign up to AIT's Canva, please follow the steps below:

1. Go to <https://www.canva.com> and click the button "Sign up" at the top right of the web page.



2. From the next page, choose "Continue with email"



3. Then specify your @ait.asia email address and click "Continue"

< Continue with email

We'll check if you have an account, and help create one if you don't.

Email (personal or work)

st000015@ait.asia

Continue

4. On the next page, specify your name (first name and last name) in the "Name" field and click the button "Create account using SSO"

< Create your account

You're creating a Canva account with st000015@ait.asia

Name

Student Test

Continue

OR

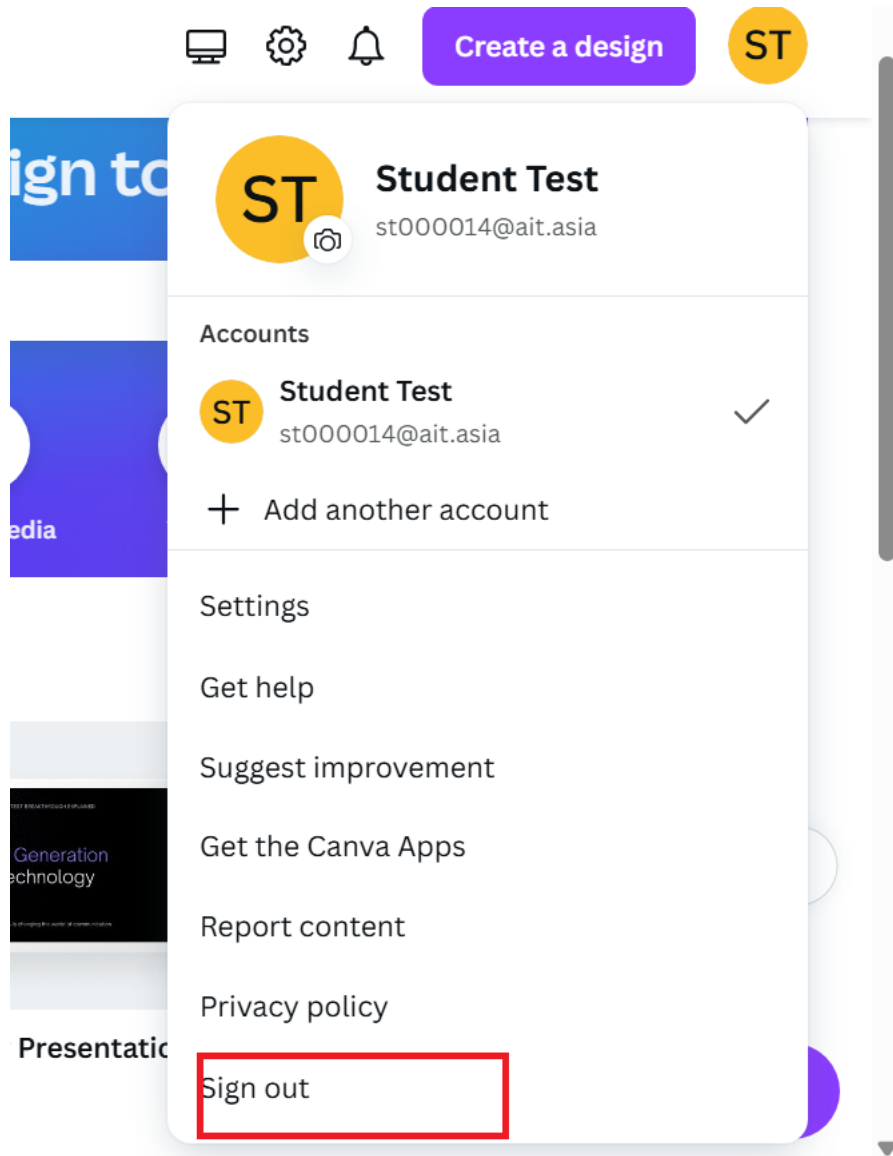
Create account using SSO

5. Now you will be redirected to Google's login page. If you are already logged in to any other Google apps (e.g. Gmail) using the account you specified in the step 3 above, you will be logged

in to AIT's Canva. Otherwise, you need to login to Google, and then you will be logged in to AIT's Canva.

6. You will be automatically assigned to be a member of the team "Asian Institute of Technology Students."

To logout from the system, click your initial circle on the top right of the page, and click "Sign out"



If you want to login again, click "Login" from Canva's website (<https://www.canva.com>), and follow the steps 2, 3 and 5 above.

Note:

AIT Faculty and staff cannot sign up on their own but must be invited by the team administrator in order to use it.